

















1-1/2" Operator Handles

These handles slip fit onto hose end	Part No.	Description	Price
	800015 21CH	54" Aluminum Floor Rod with Swivel End: 54" Chrome Steel Floor Rod with Swivel End: Lightweight handles for use with all 1-1/2" floor tools.	\$69.30 \$83.90
	800019	Wall Rod: Lightweight aluminum rod for use with all 1-1/2" overhead cleaning tools.	\$74.03
	800064	Straight Extension Rod: Lightweight aluminum extension rod for use with #80019 and #875019 wall rods. 5 foot long sections slip fit together.	\$55.13
	875019	Wall Rod with Adjustable Knuckle Joint: Lightweight aluminum rod for cleaning ledges and beams. Use with all 1-1/2" overhead cleaning tools.	\$146.48




1-1/2" Floor Tools

Use with Floor Rod #800015	Part No.	Description	Price
	800070	12" Wide Mouth Gulper Tool: For picking up large object and bulk material	\$108.68
	800108	14" Fiber Floor Tool: For use on concrete floors with smooth or rough surfaces	\$110.25
	800109	14" Squeegee Floor Tool: For liquid and slurry pickup	\$105.53
	800111	14" Brush Floor Tool: A versatile tool for cleaning all floor surfaces	\$110.25
	800110	14" Felt Floor Tool: For cleaning wood, tile or other smooth floors	\$110.25
	800107	14" Carpet Floor Tool: For general carpet cleaning. Equipped with Smooth Glide rear shoe.	\$110.25






1-1/2" Floor Tools ... continued

Master Nozzle and Adapters	Part No.	Description	Price
	800028	Master Nozzle: For use 1-1/2" with Floor Rod #800015	\$61.43
	800096 800099	14" Fiber Floor Adapter: 18" Fiber Floor Adapter: For use on concrete floors with smooth or rough surfaces	\$58.24 \$73.24
	800122 800100	14" Squeegee Floor Adapter: 18" Squeegee Floor Adapter: For liquid and slurry pickup	\$61.43 \$73.24
	800098 800102	14" Brush Floor Adapter: 18" Brush Floor Adapter: A versatile tool for cleaning all floor surfaces	\$73.24 \$85.84
	800097 800101	14" Felt Floor Adapter: 18" Felt Floor Adapter: For cleaning wood, tile or other smooth floors	\$61.43 \$73.24
	800039	14" Carpet Floor Adapter: For general carpet cleaning. Equipped with Smooth Glide rear shoe.	\$31.50





1-1/2" Hand Tools

These tools slip fit onto hose end	Part No.	Description	Price
	800038	6" Wide Hand Tool with Brush: Cast aluminum brush with no tools removable bristle insert.	\$55.13
	800024 800022	3" Round Dust Brush: 5" Round Dust Brush: Cast aluminum brush with stiff bristles for loosening debris.	\$69.69 \$80.33
	800035 800104	12" Plastic Crevice Tool: 28" Plastic Crevice Tool:	\$20.48 \$36.23




1-1/2" Hand Tools ... continued

These tools slip fit onto hose end	Part No.	Description	Price
	611A1 800104	12" Aluminum Crevice Tool: 24" Chrome Plated Steel Crevice Tool:	\$25.20 \$34.65
	801019	17" Machine Cleaning Tool: Rubber flexible nozzle tapered to 3/4" for cleaning in tight places. Recommended for electrical equipment, core boxes, and places where a rigid tool is not suitable.	\$108.68
	801036	10" Blowing Nozzle: Provides high velocity air stream for blowing loose debris in tight places. Can also be used with vacuum.	\$33.08
	801029	36" Bulk Cleaning Tube: For sump cleaning and handling of bulk material. See also Utility Tool. 16 Ga. aluminum.	\$37.80
	801035	36" Bulk Cleaning Tube with Breather: Designed with an air breather tube to allow tool end to be submerged in bulk dry material or liquid. Painted Steel.	\$72.84








1-1/2" Overhead Tools

These tools thread onto Wall Rods	Part No.	Description	Price
	800026	10" Wall Brush: Cast aluminum with bristle brush insert. For use 1-1/2" with #800019 Wall Rod. Use as a hand tool with #150AH Swivel Adapter. Convert to 2" overhead tool with #32AHE Adapter	\$69.69
	800022	5" Round Dusting Brush: Cast aluminum with brush insert. For use 1-1/2" with #800019 or #875019 Wall Rods. Use as a hand tool with #150AH Swivel Adapter. Convert to 2" overhead tool with #32AHE Adapter	\$63.00
	800030	4" - 6" Pipe Cleaning Tool: Cast aluminum with brush insert. For use 1-1/2" with #800019 or #875019 Wall Rods. Use as a hand tool with #150AH Swivel Adapter. Convert to 2" overhead tool with #32AHE Adapter	\$69.69
	800032	14" Squeegee Floor Adapter: Cast aluminum with brush insert. For use 1-1/2" with #800019 or #875019 Wall Rods. Use as a hand tool with #150AH Swivel Adapter. Convert to 2" overhead tool with #32AHE Adapter	\$72.84








2" Operator Handles

These handles slip fit onto hose end	Part No.	Description	Price
	800201	Floor Rod: Lightweight aluminum handle for use with 2" floor tools.	\$92.93
	800205	Wall Rod: Lightweight aluminum rod for use with all 2" overhead cleaning tools.	\$94.50
	Type 30	Chrome Steel Floor Rod: For use with #700 2" Wheeled Floor tool ONLY.	\$94.50



2" Floor Tools

Master Nozzle and Adapters	Part No.	Description	Price
	80025	Master Nozzle: For use 1-1/2" with Floor Rod #800015	\$75.60
	800228 800231	14" Fiber Floor Adapter: 18" Fiber Floor Adapter: For use on concrete floors with smooth or rough surfaces	\$63.00 \$85.84
	800227 800230	14" Squeegee Floor Adapter: 18" Squeegee Floor Adapter: For liquid and slurry pickup	\$61.43 \$77.57
	800226 800229	14" Brush Floor Adapter: 18" Brush Floor Adapter: A versatile tool for cleaning all floor surfaces	\$75.60 \$102.77
	800223 800235	14" Felt Floor Adapter: 18" Felt Floor Adapter: For cleaning wood, tile or other smooth floors	\$78.75 \$92.93
	800212	12" Wide Mouth Gulper Tool: For picking up large object and bulk material	\$110.25
	700	18" Wide Wheeled Floor Tool: Aluminum cast with adjustable height wheels makes this an excellent choice for general wide area cleaning. Comes with brush and squeegee adapter blades.	\$135.20





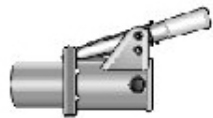




2" Hand Tools

These tools slip fit onto hose end	Part No.	Description	Price
	800221	6" Wide Hand Tool with Brush: Cast aluminum brush with no tools removable bristle insert.	\$112.00
	800211	5" Round Dust Brush: Cast aluminum brush with stiff bristles for loosening debris.	\$76.39
	800224	10" Hand Brush: Cast aluminum brush with stiff bristles for loosening debris.	\$81.11
	321	Car Wash Type "Duck Foot": Tough PVC, yellow utility hand tool.	\$41.40
	800224	36" Bulk Cleaning Tube: For sump cleaning and handling of bulk material. See also Utility Tool. 16 Ga. aluminum.	\$45.68
	800224	36" Bulk Cleaning Tube with Breather: Designed with an air breather tube to allow tool end to be submerged in bulk dry material or liquid. Painted Steel.	\$85.05
	800224	40" Steel Crevice Tool Painted 16 Ga. with square cut end.	\$42.13

Special Adapters and Fittings

	Part No.	Description	Price
	32AHE	Extension Handle Adapter: Allows use of any 1-1/2" overhead tool with #800205 Wall Rod	\$51.98
	800020 8002011	1.5" Hose Coupling: 2.0" Hose Coupling: Chrome plated with friction slip fit	\$19.68 \$24.41

Special Adapters and Fittings ... continued

These tools slip fit onto hose end	Part No.	Description	Price
	none	Custom Fabricated Splitters: Specify two inlet sizes and one outlet size.	\$100.00
	VC-150 VC-200	1.5\" Inlet Valve: 2.0\" Inlet Valve: For use #A150 1.5\" and A200 2\" Hose Nipples. Die Cast Zinc with plated spring loaded cover plate. Self-closing design.	\$46.00 \$55.00
	VC-180 VC-280	1.5\" Inlet Valve - Spencer Type: 2.0\" Inlet Valve - Spencer Type: For use #A180 1.5\" and A280 2\" Hose Nipples. Die Cast Zinc with plated spring loaded cover plate. Self-closing design.	\$58.00 \$68.00
	VC-250 VC-300 VC-400	2.5\" Inlet Valve: 3.0\" Inlet Valve: 4.0\" Inlet Valve: For use #A250, A300 and A400 Hose Nipples. Painted Sch 80 body with spring loaded cover plate. Self-closing design.	\$85.00 \$115.00 \$140.00
Photo not available	A150 A200 A250 A300 A400	1.5\" Hose nipple: Chrome plated steel 2.0\" Hose nipple: Chrome plated steel 2.5\" Hose nipple: Painted Steel 3.0\" Hose nipple: Painted Steel 4.0\" Hose nipple: Painted Steel	\$18.00 \$23.00 \$47.00 \$65.00 \$81.00
	150PV 200PV	1.5\" Palm Valve 2.0\" Palm Valve Smooth acting thumb valve for quick operator air control. Aluminum construction. Slick design.	\$220.50 \$346.50
	150AH	1.5\" Tube Swivel Connector: Use with any 1.5\" overhead tool to convert to hand tools.	\$44.10
	150AWC	1 1/2\" x 8\" Aluminum Adapter With Metal Tool Coupling: Use with any 1.5\" hand tool to ensure static conductivity. Provides swivel capability.	\$51.00
	200CM	2\" x 8\" Aluminum Adapter With Metal Tool Coupling: Use 2\" hose with any 1.5\" hand tool to ensure static conductivity. Provides swivel capability.	\$58.00
	16C	2\" x 1-1/2\" Wall Rod Adapter: Use 2\" hose with any 1.5\" wall rod or extension. Aluminum with slip fit connections.	\$46.00
Photo not available	15AHS 20AHS	1.5\" Aluminum Swivel Threads: 2.0\" Aluminum Swivel Threads: Optional handle swivel ends for explosion proof applications.	\$37.50 \$41.72